

Universiti Tunku Abdul Rahman			
Guideline Title: Turnitin User Guide for Student			
Guideline Number: MN-SODEMC-052	Rev No: 1.1	Effective Date: 19/12/2012	Page No: Page 1 of 6

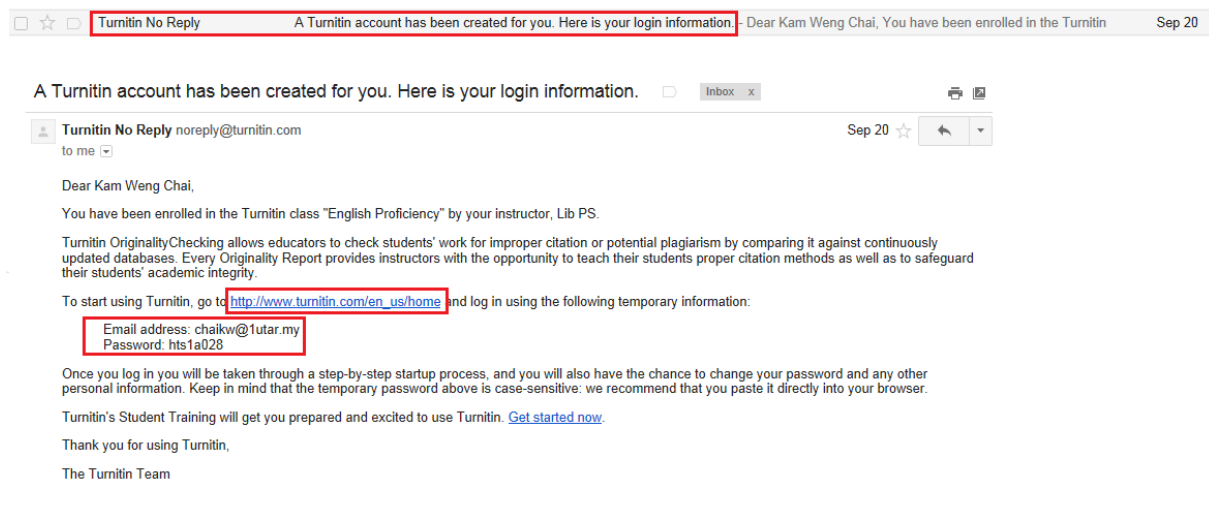
Turnitin User Guide for Student

Table of Contents	page
1. Creating (Student) User Profile	2
2. Submitting paper	4

Universiti Tunku Abdul Rahman			
Guideline Title: Turnitin User Guide for Student			
Guideline Number: MN-SODEMC-052	Rev No: 1.1	Effective Date: 19/12/2012	Page No: Page 2 of 6

1. Creating (Student) User Profile

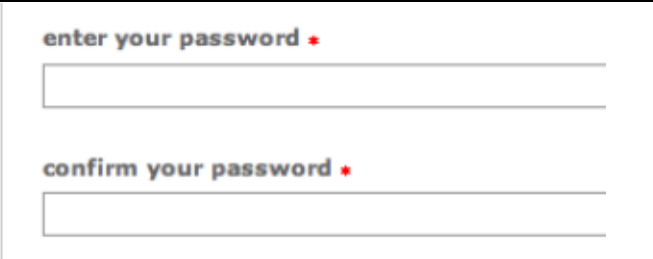
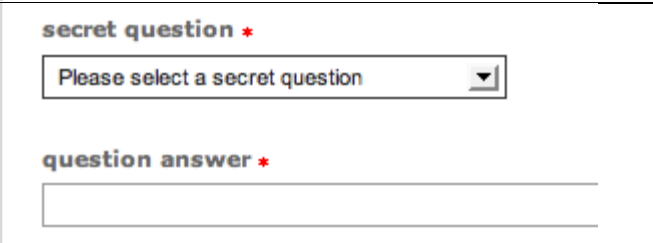
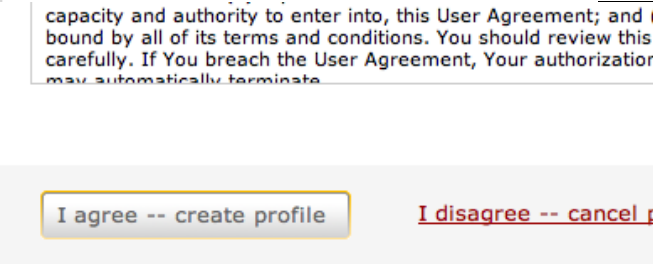

The Turnitin system will send email notification/invitation to your UTAR student email address (@1utar.my), when the instructor(lecturer) has created/ enrolled your account (@1utar.my) to a Class.



On the login page, enter your UTAR Student email address (@1utar.my) then enter the temporary password from the email. You will be redirected to the Create Profile page. Complete the steps as below:

To create a user profile:		Remark:
Enter the user first name, last name, and a valid e-mail address to use as the login for Turnitin.	<p>your first name *</p> <input type="text"/> <p>your last name *</p> <input type="text"/> <p>email address *</p> <input type="text"/>	<ol style="list-style-type: none"> 1. First name refer to your given name 2. Last name refer to your family name. 3. Use only UTAR student email address (@1utar.my)

Universiti Tunku Abdul Rahman			
Guideline Title: Turnitin User Guide for Student			
Guideline Number: MN-SODEMC-052	Rev No: 1.1	Effective Date: 19/12/2012	Page No: Page 3 of 6

<p>Create a user password. Re-enter the password to confirm it</p>		<p>The user password must be between six and twelve characters long and contain at least one letter and one number.</p>
<p>Select a secret question from the dropdown menu. Enter the answer for the question.</p>		<p>Remember and keep this information. The answer is case and space sensitive.</p>
<p>Review the user agreement. To continue using Turnitin, click on I agree -- create profile</p>		
<p>From the completed user profile creation page, click on Log in to Turnitin</p>		

* More details on http://www.turnitin.com/en_us/training/student-training/creating-a-new-user-profile

Universiti Tunku Abdul Rahman			
Guideline Title: Turnitin User Guide for Student			
Guideline Number: MN-SODEMC-052	Rev No: 1.1	Effective Date: 19/12/2012	Page No: Page 4 of 6

2. Submitting paper:

2.1 Login & click on the class:

turnitin

All Classes Enroll in a Class What is Plagiarism? Citation Help

NOW VIEWING: HOME

About this page
 This is your student homepage. The homepage shows the classes you are enrolled in. To enroll in a new class, click the enroll in a class button. Click a class name to open your class homepage for the class. From your homepage, you can submit a paper. For more information on how to submit, please see our [help page](#).

Universiti Tunku Abdul Rahman: Faculty ABC

Class ID	Class name	Instructor	Status	Drop class
5767423	UJMC2043 Public Speaking	Instructor_family_name, Instructor_given_name	active	

[Click here](#)

2.2 Click the submit button:

Speech Outline 2

Start 08-Nov-2012 4:08PM
 Due 15-Nov-2012 11:59PM
 Post 16-Nov-2012 12:00AM

[Click here](#)

Submit View

Universiti Tunku Abdul Rahman			
Guideline Title: Turnitin User Guide for Student			
Guideline Number: MN-SODEMC-052	Rev No: 1.1	Effective Date: 19/12/2012	Page No: Page 5 of 6

2.3 Complete the steps below:

Class Portfolio
Peer Review
My Grades
Discussion
Calendar

NOW VIEWING: HOME > UJMC2043 PUBLIC SPEAKING

Submit Paper: by File Upload (Step 1 of 3)

Choose a paper item submission method:

Single file upload

First name *

Last name *

Submission title *

Title of project paper

Requirements for single file upload:

- File must be less than 20 MB
- The maximum paper length is 400 pages.
- File Types allowed: MS Word, WordPerfect, PostScript, PDF, HTML, RTF, OpenOffice (ODT) and plain text.

If your file exceeds 20 MB, [read suggestions](#) to meet requirements.

Browse for the file to upload *

Click Browse & select the file

[Cancel, go back](#)

Click to upload file

Universiti Tunku Abdul Rahman			
Guideline Title: Turnitin User Guide for Student			
Guideline Number: MN-SODEMC-052	Rev No: 1.1	Effective Date: 19/12/2012	Page No: Page 6 of 6

Submit Paper: Step 2 of 3

Author Student_given_name Student_family_name

Title Public Speaking - Speech Outline 2

Preview Paper

Best Practices for Password Protection:

- Always use strong passwords:
 - At least six characters long.
 - Does not contain your user name, real name, or company name.
 - Is significantly different from previous passwords. Passwords that increment (Password1, Password2, Password3 ...) are not strong.
 - Contains characters from each of the following four groups:

Group	Example
Uppercase letters	A, B, C ...
Lowercase letter	a, b, c ...
Numerals	0, 1, 2, 3, 4, 5, 6, 7, 8, 9
Symbols found on the keyboard	! @ # \$ % ^ & * () + = { }

[Return to upload page](#)

Click to submit the file

Class Portfolio Peer Review My Grades Discussion Calendar

NOW VIEWING: HOME > UJMC2043 PUBLIC SPEAKING

Your submission was successful! This is your digital receipt. This receipt contains only the first page of your submission. You can later download a digital receipt for a submission from within the Document Viewer. Students can also access digital receipts for their submissions from their Student Class Home page.

Paper title: **Public Speaking - Speech Outline 2**

Paper ID: 282849465

Author: Student_family_name, Student_given_name

* More details on http://www.turnitin.com/en_us/training/student-training

** Student are required to print out the final grading (in soft/ hard copy), and attach it with the submission to the Faculty.

Assignment Inbox: UJMC2043 Public Speaking			
Info	Dates	Similarity	
Speech Outline	Start 08-Nov-2012 3:50PM Due 15-Nov-2012 11:59PM Post 16-Nov-2012 12:00AM	36% ■	<input type="button" value="Submit"/> <input type="button" value="View"/> <input type="button" value="Download"/>